

## Venice Maxi

SPOTLIGHT



## Product Code

MS05

RoHS

CE



## Technical Description

## Like the Mini, with more bang

- Colour temperatures in warm and natural white 3000K/ 3000K Vivid/ 3000K ComfoLED/ 3500K/ 4000K/ 4000K ComfoLED
- Also available in mini size
- Efficacy of 79lm/W at CRI90
- Features like honeycomb louvre, cross louvre and barndoor accessories
- If you require a customised version of this product, please [contact us](#)

## Electrical Specifications

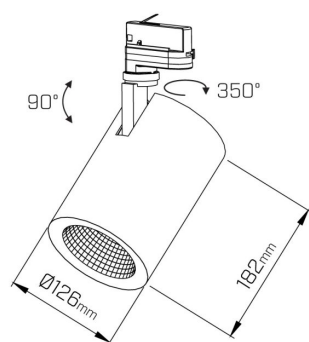
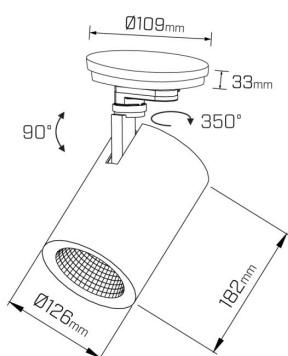
System Power	40W
Input Voltage	240V
Control Type	ON/OFF
System Efficacy (max.)	79lm/W

## Photometric Info

Luminaire Lumens	2190lm, 3170lm
CRI	CRI90
CCT	3000K, 3000K Vivid, 3500K, 4000K
Beam Angle	10°, 20°, 45°

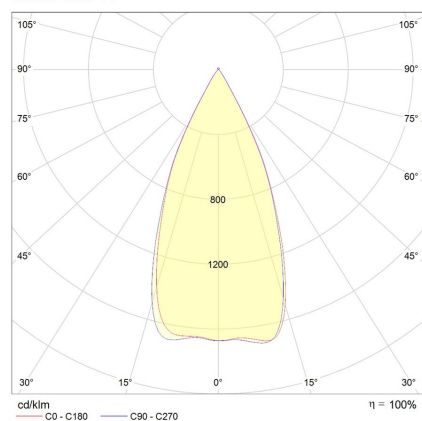
## Physical Characteristics

Installation Method	3-Circuit Track Mounted, Surface Mounted
Trim Finish	White, Black
IP Rating / IK Rating	IP20
Accessories	Without Accessory, Honeycomb Louvre, Barn Doors
Weight	2Kgs
Maximum Tilt Angle	90°
Maximum Rotation Angle	350°

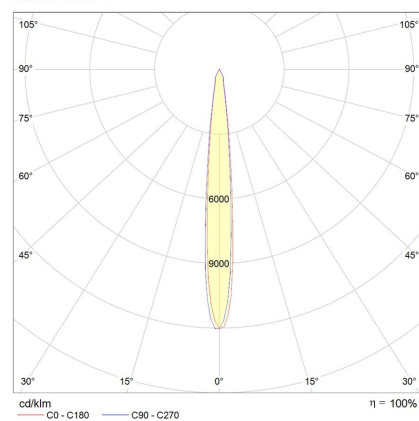


## Polar Distribution Diagrams

Venice Maxi 46°



Venice Maxi 11°



Venice Maxi 20°

