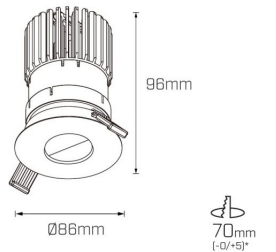


Albi Pinhole

DOWNLIGHT

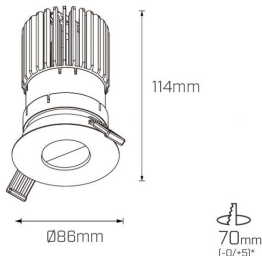


Albi Pinhole 7W



*allowed tolerance in mm

Albi Pinhole 13W



*allowed tolerance in mm

Product Code

MD32



Technical Description

Architectural design with impressive glare control

- Sleek architectural downlight
- Improved luminous efficiency with new Cross Beam Lens
- Minimised glare with deep recessed round pinhole
- Excellent beam control
- For any custom requirements, please [contact us](#)

Electrical Specifications

System Power	7W, 13W, 18W
Control Type	Wireless Dimmable (Casambi), Non-Dimmable, DALI Dimmable, Phase-Cut Dimmable
System Efficacy	102lm/W

Physical Characteristics

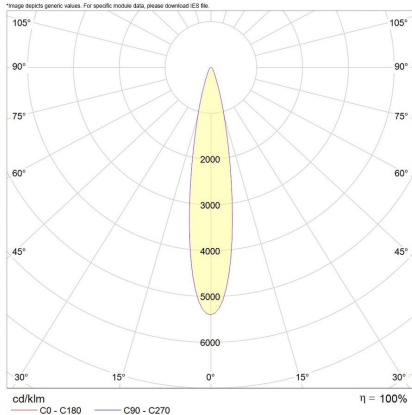
Installation Method	Adjustable Recessed
Trim Finish	White, Black

Photometric Info

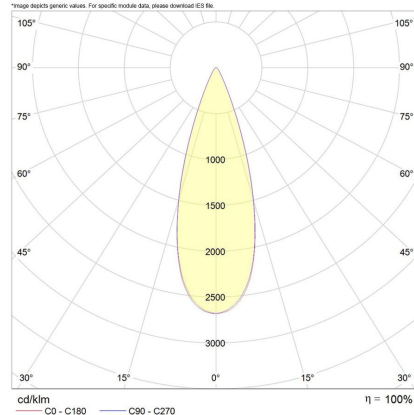
Luminaire Lumens	1375lm, 675lm, 1830lm
Colour Rendering Index (CRI)	CRI97+, CRI90
Colour Temperature (CCT)	2700K, 3000K, 4000K, Dim To Warm
Beam Angle	15°, 30°, 50°

Polar Distribution Diagrams

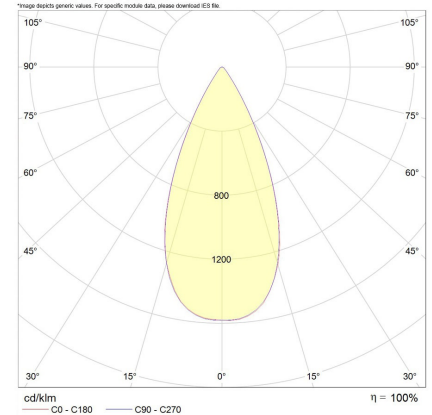
*Albi 7W/13W/18W 15°



*Albi 7W/13W/18W 30°



*Albi 7W/13W/18W 50°



Product Accessories

Without Accessory

Deep Baffle-Frosted

Deep Baffle-Line

Frosted Diffuser

IP44 Diffuser

Deep Baffle-Diamond

Deep Baffle-IP44

Diamond Diffuser

Honeycomb Louvre

Line Diffuser