

Catania Mini

SPOTLIGHT



Product Code

MS25



Technical Description

Slim, smooth and with style

- Sleek and compact design Ø62mm
- Both 1-Circuit and 3-Circuit mounting configurations available
- Beam spreads: Spot, Narrow, Medium, Wide
- Comes in mini and maxi size versions
- If you require a customised version of this product, please [contact us](#)

Electrical Specifications

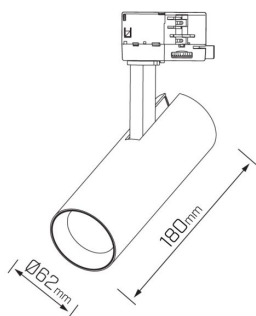
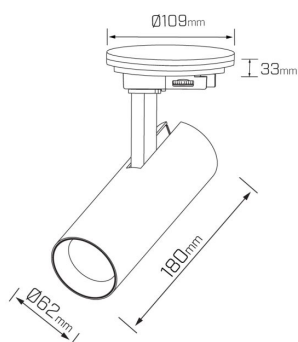
| | |
|------------------------|-------------------|
| System Power | 15W |
| Input Voltage | 240V |
| Control Type | ON/OFF, Phase-Cut |
| System Efficacy (max.) | 83lm/W |

Photometric Info

| | |
|------------------|----------------------------|
| Luminaire Lumens | 1250lm |
| CRI | CRi90 |
| CCT | 3000K, 3500K, 4000K, 2700K |
| Beam Angle | 17°, 20°, 40°, 55° |

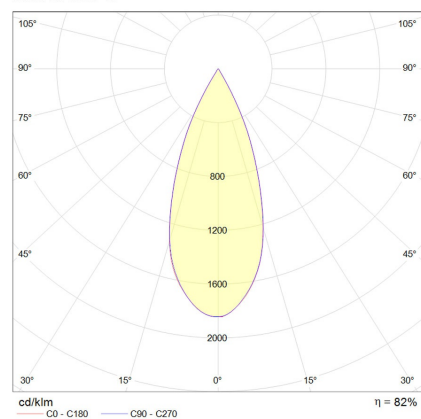
Physical Characteristics

| | |
|------------------------|--|
| Installation Method | 3-Circuit Track Mounted, Surface Mounted |
| Trim Finish | White, Black |
| IP Rating / IK Rating | IP20 |
| Weight | 0.6Kgs |
| Maximum Tilt Angle | 90° |
| Maximum Rotation Angle | 350° |

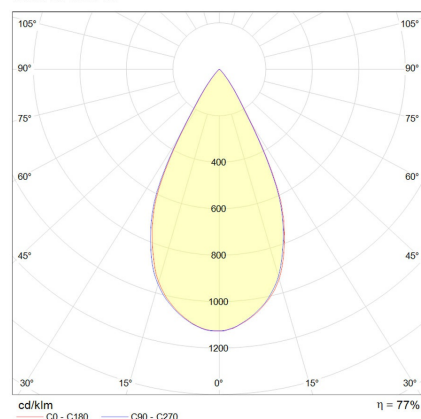


Polar Distribution Diagrams

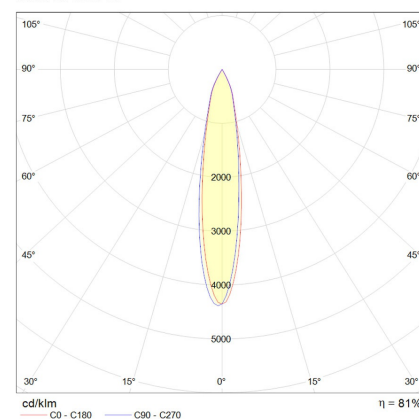
Catania Mini 40°



Catania Mini 55°



Catania Mini 20°



Catania Mini

SPOTLIGHT

Catania Mini 17°

