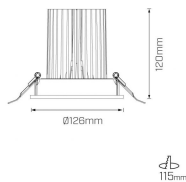


Queens Adjustable

DOWNLIGHT



Product Code

MD55



Technical Description

Intelligent elegance

Comes in both fixed and adjustable options High CRI at 90
Multiple beam angles covering all the beamspreads

Electrical Specifications

System Power	13W, 19W, 28W
Input Voltage	240V
Control Type	Non-Dimmable, Phase-Cut Dimmable
Power Factor	75lm/W

Physical Characteristics

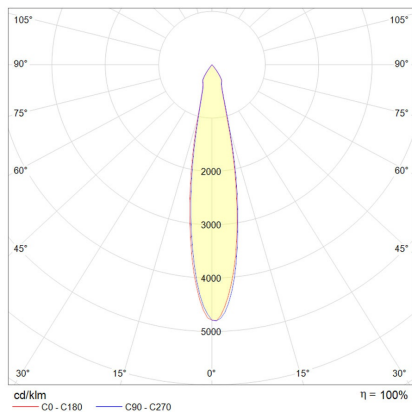
Installation Method	Adjustable Recessed
Trim Finish	White, Black
IP Rating / IK Rating	IP20
Accessories	Without Accessory
Weight	0.6kg
Diffuser	Clear
Maximum Tilt Angle	30°
Maximum Rotation Angle	360°

Photometric Info

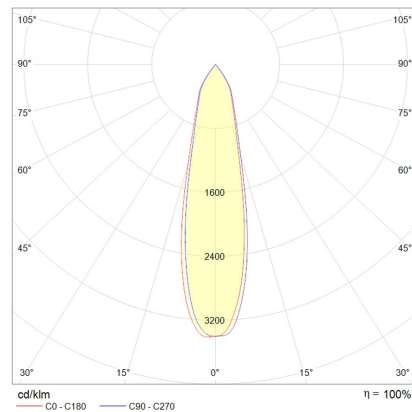
Luminaire Lumens	1000lm, 680lm, 1450lm, 2100lm, 1480lm
Colour Rendering Index (CRI)	CRI90
Colour Temperature (CCT)	3000K, 3000K Vivid, 3500K, 3500K Vivid, 4000K, 4000K Vivid
Beam Angle	20°, 25°, 36°, 65°

Polar Distribution Diagrams

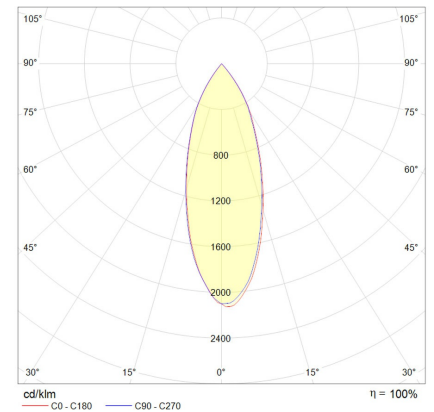
Queens 20°



Queens 25°



Queens 36°



Queens Adjustable

DOWNLIGHT

Queens 65°

